


# The Elephant Family

Elephants live in family groups called **HERDS**. Herds are made up of all the mother elephants and their babies. The oldest mother is called the **Matriarch** who is the leader of the herd. Female elephants stay in their herds for life, but the male elephants leave between the ages of 7 and 12.

The matriarch knows everything the herd needs to know to survive. Elephants love and support their families just as we do.



Match the word to the correct explanation:

**Matriarch** ●

Leaves the herd between the ages of 7 and 12

**Herds** ●

Stay in their herds for life

**Females** ●



Family groups

**Males** ●


The oldest mother and leader of the herd



# Baby Elephants



A baby elephant is called a calf. They only stand about 3 feet tall when they are born and stay very close to their mothers for the first few months. They start to eat plants from about four months but still drink their mother's milk for at least another 2 years or more. At first, baby elephants do not know how to use their trunks and can even step on them! From 6-8 months, they learn to use their trunk to eat and drink and by the time they are a year old, they can use their trunks very well.




Draw a picture of your own baby elephant in the space below. What name are you going to give your elephant?

My baby elephant's name is: .....

# Elephant Appetites

Elephants are plant eaters, or **HERBIVORES**. They eat leaves, roots, grasses, bark and fruits. They spend 16-20 hours a day eating! Elephants use their trunks to get fruit and leaves from trees. They use their trunks to pull down trees and their tusks to pull the bark off trees. Elephants drink water only once or twice a day.



Colour the picture then answer the following questions by ticking the correct box.

1. Elephants are:

- plant eaters     meat eaters

2. Elephants can eat up to:

- 2 hours per day     16-20 hours per day

3. Elephants use their trunks to:

- get fruit and leaves from trees     sit on

# Spot the Difference

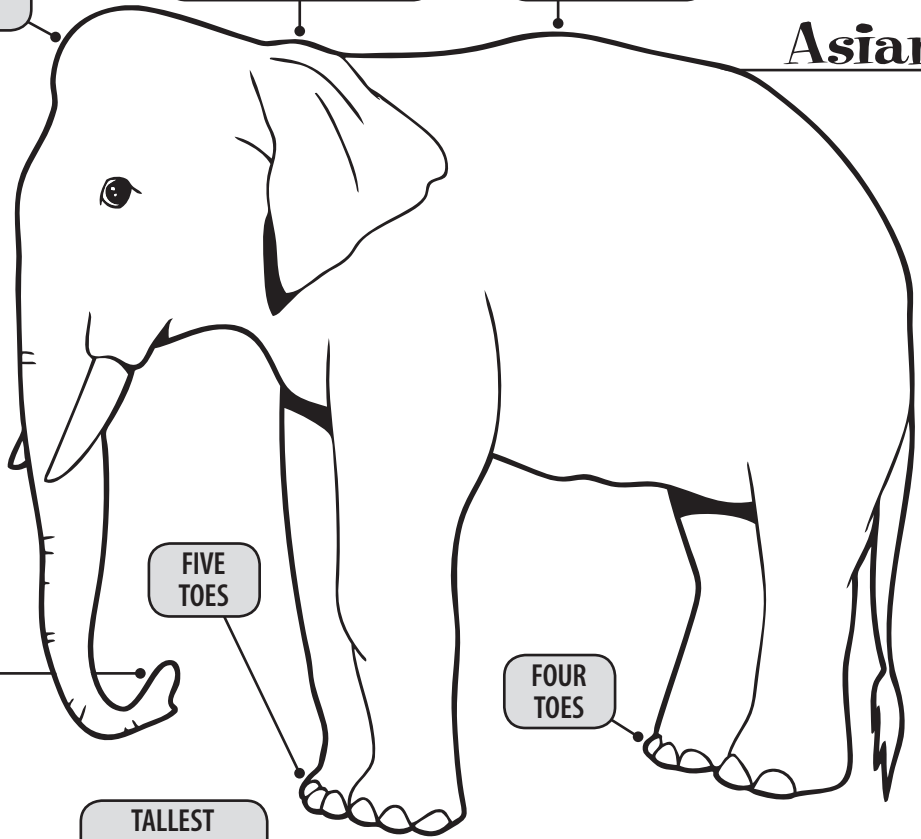
There are two main groups of elephants: the African elephant and the Asian elephant. Study the pictures to learn about these differences, then colour the picture.

FOREHEAD HAS TWO HUMPS

EARS DO NOT COVER THE SHOULDER

TALLEST AT ARCH OF BACK

Asian



ONE LOBE OF FLESH ON TIP OF TRUNK

FIVE TOES

FOUR TOES

TALLEST AT SHOULDER

BACK DIPS

African

FOREHEAD CURVES SMOOTHLY

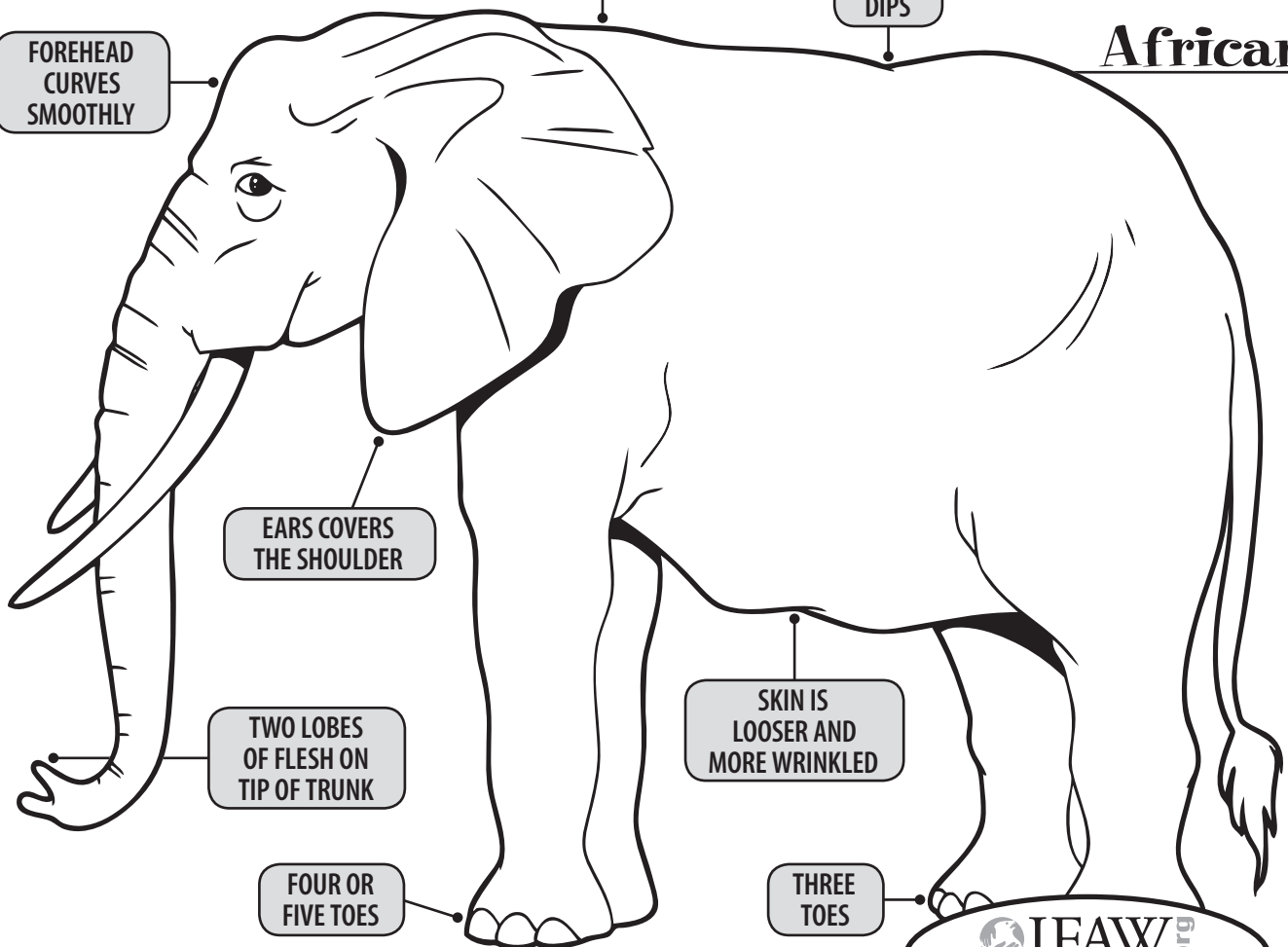
EARS COVERS THE SHOULDER

TWO LOBES OF FLESH ON TIP OF TRUNK

FOUR OR FIVE TOES

SKIN IS LOOSER AND MORE WRINKLED


THREE TOES



# Comprehension

Read the story then answer the questions below using the word bank to help you. Then colour the picture.

There are two main groups of elephants. They are the African and Asian elephant. The African elephant has two different species – the forest and savannah elephants. A savannah is a grassland. All elephants are herbivores and live in family groups called herds. A matriarch is the leader of the herd and usually the oldest female. She is the one who keeps the group together.



1. Name the two main groups of elephant: .....  
and .....
2. The two species of African elephant are forest and .....
3. All elephants are .....
4. All elephants live in family groups called .....
5. The leader of the herd is called the .....
6. The matriarch is usually the ..... female.




African • Asian • savannah  
herbivores • herds • matriarch • oldest

# Elephant Word Search

Find the elephant words hidden in the word search. Remember they can be horizontal, vertical, diagonal or backwards. Colour the pictures.

- african • asia • elephants • herds  
 fruit • leaves • bark • tusks • trunk  
 ears • matriarch • calf • plants


c	s	b	n	a	c	i	r	f	a
t	a	d	j	k	l	a	p	r	o
c	v	t	r	u	n	k	u	u	f
s	a	b	i	e	r	i	b	i	y
m	e	l	e	p	h	a	n	t	s
h	a	a	f	k	r	o	l	n	e
t	r	u	s	k	s	u	t	e	v
n	s	t	n	a	l	p	e	s	a
b	p	j	i	n	a	i	s	a	e
h	c	r	a	i	r	t	a	m	l



# Elephant Story

Write your own elephant story or poem. Use the words in the word bank to help you.

herds • families • matriarch • trunk • tusk  
teeth • ears • leaves • roots • fruit • bark

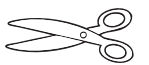


# Jumbo Jumble

Look at the picture below - it's all jumbled up! Cut out the pieces along the dotted lines and then put the picture back together as shown in the diagram at the bottom of the page. Colour the picture once you have assembled it correctly.

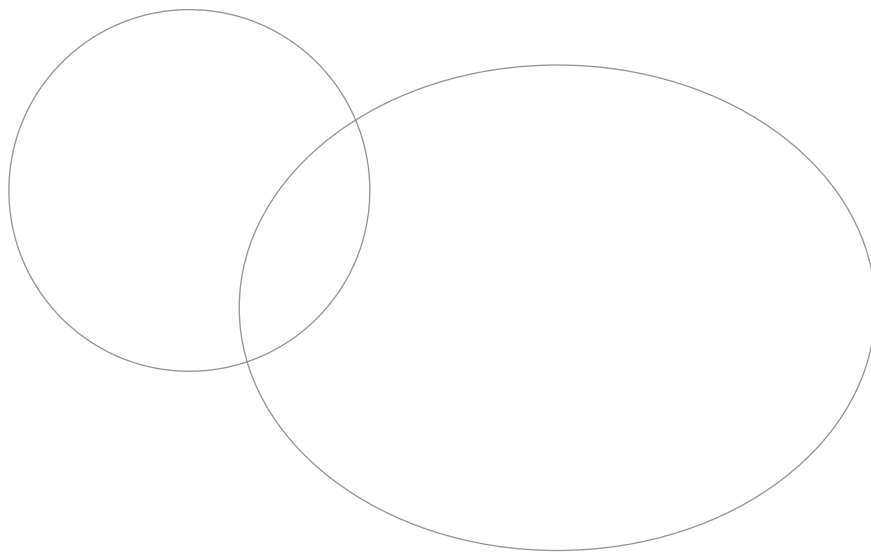
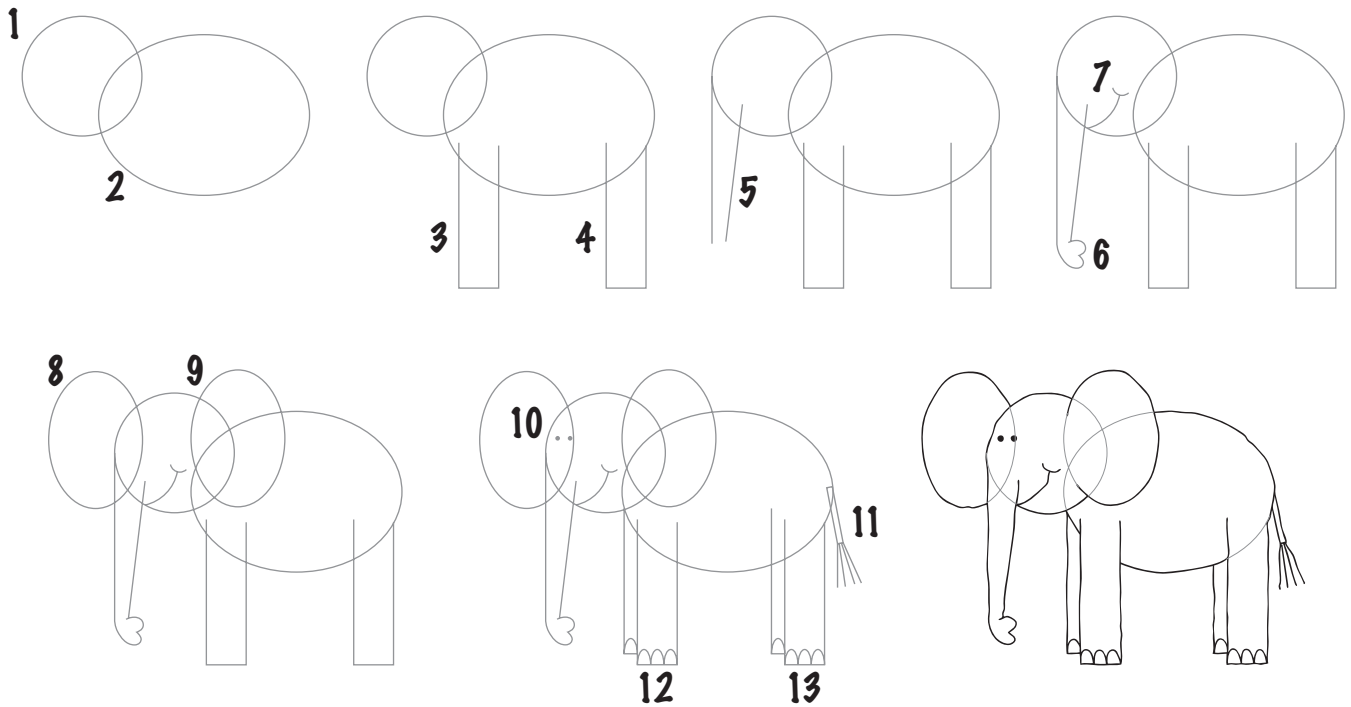


Now see if your friends can do the puzzle.



# Quick on the Draw

Learn how to draw an elephant by following the easy step-by-step numbers. Draw your own elephant in the space provided then colour your picture.



Did you draw an African or Asian elephant? .....

# Elephant Paper Plate

Make your own elephant face. You will need:

- Paper plate
- Glue
- Scissors
- Coloured pencils

Trace or cut out the eyes, ears and trunk below and glue them to the paper plate as shown in the diagram.

